

Linear Straight Graphic Panel Kit B

Linear allows you to deliver a show stopping custom built exhibition stand, attractive and durable aluminium finish ideal for large impressive display and retail environments



features & benefits

- Portable and easy to assemble
- Anodised aluminium construction
- 75mm round modular post system as standard
- Available in 5 different graphic sizes 1000mm(h) x 2000mm(w), 2000mm(h) x 500mm(w), 1000mm(w), 2000mm(w) and 3000mm(w)
- Steel oval bases supplied as standard



Recommended accessories:



Linear standard shelf - **LN130**



LED Flood light **PS1050**
Requires **US-LINEAR** light bracket



Acrylic stacks **LN602-LCA**

hardware specifications

Mag tape graphic size (mm):	Overall assembled size (mm):
LK021-A - 1000(h) x 2000(w)	1000(h) x 2550(w) x 400(d)
LK021-B - 2000(h) x 500(w)	2000(h) x 1050(w) x 400(d)
LK021-C - 2000(h) x 1000(w)	2000(h) x 1550(w) x 400(d)
LK021-D - 2000(h) x 2000(w)	2000(h) x 2550(w) x 400(d)
LK021-E - 2000(h) x 3000(w)	2000(h) x 3550(w) x 400(d)

For full graphic specification please refer to page 3


We are continually improving and modifying our product range and reserve the right to vary the specifications without prior notice. All dimensions and weights quoted are approximate and we accept no responsibility for variance. E&OE.


Assembly Instructions

Linear Straight Graphic Panel Kit B includes:


Steel oval base & M10 bolt x 2
(weight 4kg approx)



Male post x 2
(weight 2.5kg approx)


1000mm female beam x 3
(weight 1.5kg approx)



150mm twin span beam x 4
(weight 1kg approx)



Allen Key
Multi tool-
LN127


Female post x 2
(weight 2.5kg approx)


932mm wide graphic rail x 6


1000mm male beam x 3
(weight 1.5kg approx)



PVC clear washer x 2

Please note that the above kit is based on a LK020-D



Important: Once frame is complete apply steel tape around the frame and PVC extrusion


To attach the graphic simply apply mag tape to the graphic and align the graphic with the frame



Attach horizontal beams to the vertical frame sides. Tighten locks using a 5mm allen key. If using rigid infill graphics, slide these in to position before tightening beams.



Attach assembled frame to vertical posts using 4 x 150mm twin span beams. Tighten locks using a 5mm Allen key.



Align and slide female post over male post, tighten both grub screws using a 2mm allen key. Repeat step for 2nd post.



Attach base to male post using M10 bolt and allen key. Ensure clear washer is between base & post. Repeat step for 2nd post.

Graphic Specification

LK021-A	
<p>Recommended mag tape graphic size (mm): requires 2 drops at 1000mm (h) x 1000mm (w) Recommended graphic substrate: Mag tape fixing: 300micron polyester</p>	<p>Recommended infil graphic size (mm): 2 at 922 (h) x 944 (w) Actual 910 (h) x 932(w) Visible</p> <p>Recommended graphic substrate: 5mm thick foam board</p>
LK021-B	
<p>Recommended mag tape graphic size (mm): requires 1 drop at 2000mm (h) x 500mm (w) Recommended graphic substrate: Mag tape fixing: 300micron polyester</p>	<p>Recommended infil graphic size (mm): 2 at 944 (h) x 422 (w) Actual 932 (h) x 410(w) Visible</p> <p>1 Panel 1 at 1922 (h) x 422 (w) Actual 1910 (h) x 410 (w) Actual</p> <p>Recommended graphic substrate: 5mm thick foam board</p>
LK021-C	
<p>Recommended mag tape graphic size (mm): requires 1 drops at 2000mm (h) x 1000mm (w) Recommended graphic substrate: Mag tape fixing: 300micron polyester</p>	<p>Recommended infil graphic size (mm): 2 at 944 (h) x 922 (w) Actual 932 (h) x 910(w) Visible</p> <p>1 panel 1 at 1922 (h) x 922 (w) Actual 1910 (h) x 910 (w) Visible</p> <p>Recommended graphic substrate: 5mm thick foam board</p>
LK021-D	
<p>Recommended mag tape graphic size (mm): requires 2 drops at 2000mm (h) x 1000mm (w) Recommended graphic substrate: Mag tape fixing: 300micron polyester</p>	<p>Recommended infil graphic size (mm): 4 at 944 (h) x 944 (w) Actual 932 (h) x 932(w) Visible</p> <p>2 Panel 2 at 1922 (h) x 944 (w) Actual 1910 (h) x 932 (w) Visible</p> <p>Recommended graphic substrate: 5mm thick foam board</p>
LK021-E	
<p>Recommended mag tape graphic size (mm): requires 3 drops at 2000mm (h) x 1000mm (w) Recommended graphic substrate: Mag tape fixing: 300micron polyester</p>	<p>Recommended infil graphic size (mm): 4 at 944 (h) x 944 (w) Actual 932 (h) x 932 (w) Visible 2 at 944 (h) x 967 (w) Actual 932 (h) x 955 (w) Visible</p> <p>3 panel 2 at 1922 (h) x 944 (w) Actual 1910 (h) x 932 (w) Visible 1 at 1922 (h) x 967 (w) Actual 1910 (h) x 955 (w) Visible</p> <p>Recommended graphic substrate: 5mm thick foam board</p>